

EMPAT Direct Exam Round 61
 Proficiency Testing Performance for Participant ID: PAT-100324

 Page 1 of 4
 Report Issue Date: 01/31/2020

 SGS Galson, a division of SGS North America, Inc.
 6601 Kirkville Rd
 East Syracuse, NY 13057-9817

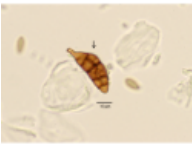
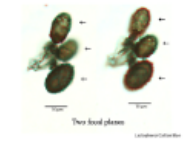


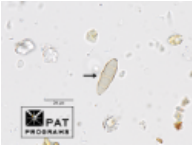
This report contains your organization's EMPAT Direct Exam Proficiency Analytical Testing results for **EMPAT Direct Exam Round 61**. It is the participant's responsibility to thoroughly review the information in this final report and to immediately contact the AIHA Proficiency Analytical Testing Programs, in writing, if any errors are found.






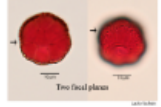


EMPAT Direct Exam Results








The final report is comprised of two sections relating to EMPAT Direct Exam Round 61. The first section contains your organization's results listed per analyte, per sample. The second section contains your current performance and performance from the two previous rounds, respectively (where applicable). Summary results for all participants for EMPAT Direct Exam Round 61 are located in a separate report.

Testing Results for EMPAT Direct Exam Round 61

This part of the report contains your organization's results listed per analyte, per sample.

Sample	Display Order	Sample Number	Your Response	Expected Response	Also Accepted As	Score
	14	1	Alternaria	Alternaria		5
	4	2	Stachybotrys	Stachybotrys		5
	7	3	Myxomycetes/ Periconia/Smuts/Rusts	Myxomycetes/ Periconia/Smuts/Rusts		5
	5	4	Oidium-like	Oidium-like		5
	11	5	Bipolaris/Drechslera/ Helminthosporium/ Exserohilum	Bipolaris/Drechslera/ Helminthosporium/ Exserohilum		5

Sample	Display Order	Sample Number	Your Response	Expected Response	Also Accepted As	Score
	10	6	Cladosporium	Cladosporium		5
	18	7	Pithomyces-like	Pithomyces-like		5
	20	8	Torula	Torula		5
	8	9	Non-fungal particulate	Non-fungal particulate		5
	12	10	Aspergillus/ Penicillium-like	Aspergillus/ Penicillium-like		5
	6	11	Epicoccum	Epicoccum		5
	9	12	Basidiospores, non-specified	Basidiospores, non-specified		5
	1	13	Cladosporium	Cladosporium		5

Sample	Display Order	Sample Number	Your Response	Expected Response	Also Accepted As	Score
	19	14	Ascospores, non-specified	Ascospores, non-specified		5
	15	15	Spegazzinia	Spegazzinia		5
	17	16	Bipolaris/Drechslera/ Helminthosporium/ Exserohilum	Basidiospores, non-specified	Sample Did Not Pass Scoring Acceptance Criteria	5
	13	17	Botrytis	Botrytis		5
	2	18	Ascospores, non-specified	Ascospores, non-specified		5
	3	19	Chaetomium	Chaetomium		5
	16	20	Basidiospores, non-specified	Basidiospores, non-specified	Sample Did Not Pass Scoring Acceptance Criteria	5
Round Performance						100%

Overall Performance Summary Concluding with EMPAT Direct Exam Round 61

The following table contains your organization's current and two previous test rounds performance respectively (where applicable). For more information in regard to the determination of proficiency, please visit: www.aihapat.org.

Sample	Round	Round Score	Round Performance	Proficiency Status - Three Round Score
Direct Exam	59	100%	PASS	
	60	100%	PASS	
	61	100%	PASS	PROFICIENT

Interpretation Notes:

Pass: Round Score greater than or equal to 85%

Fail: Round Score less than 85%

P - Proficient; NP - Non-proficient; I - Indeterminate (not enough rounds to determine proficiency)

A participant is rated proficient for the applicable EMPAT analyte group if the participant has a passing score for the applicable EMPAT analyte group in two (2) of the last three (3) consecutive PT rounds. A participant is rated non-proficient for the applicable PT analyte group if the participant has failing scores for the associated PT analyte group in two (2) of the last three (3) consecutive PT rounds.

Technical Comment and Scoring Deviation:

Sample 16 did not pass scoring acceptance criteria. This is a known sample, TRTC 156987 *Boletus* (Basidiospore)

Sample 20 did not pass scoring acceptance criteria. This is a known sample, TRTC 59381 *Clitopilus* (Basidiospore)

Additional information on the following items are available in the Environmental Microbiology Scheme Plan:
 Procedures used to establish criteria for evaluation.

Scoring Acceptance Criteria: Sample images go through scoring acceptance criteria checks that requires 80% agreement between the reference laboratories and 50% agreement among the population. Any challenges that fail these criteria or pass but have issues flagged by the responses of participant laboratories in the round will also be researched and final decisions made by the AIHA PAT Board.

Scoring: Scoring is based on the following point system: +5 points for a correct identification and 0 points for an incorrect identification. Participants that incorrectly identify a challenge that fails to pass acceptance criteria will receive full credit of 5 points; with each round of testing having the possibility of achieving a maximum full credit correct score of 100 points. A passing score for a round is achieved with a score of at least eighty-five (85) percent.

Participants shall not describe their proficiency status in a manner that implies accreditation, certification or variations thereof. PAT results pertain only to the participant organization at the location listed on this results report. AIHA PAT Programs makes every effort to ensure that individual participant results are kept confidential and are not made public. Round results are only released to the participant and those entities requiring this information for accreditation, regulatory and contract purposes. New participants are made aware of the arrangement in advance of participation and consent is sought prior to the release of records for participants. PAT reports may not be reproduced or distributed unless copied in its entirety.

Authorized by:
 David Clawson
 Technical and Quality Manager
 AIHA PAT Programs
dclawson@aiha.org