

**Note:** Please use your back button or click the button at the bottom of this form to return to the main Fungal Direct page. Closing your browser will log you off and require you to log back into the Fungal Direct website.

**07/2017 Graded Round 51 Final Results; Publish Date: 7/31/2017**

Round 51 of the AIHA PAT Program EMPAT fungal direct examination program is a graded round. Scores indicated on this report count towards your organization's proficiency.

**Fungal Direct Exam Test Results for:**  
SGS Galson Laboratories, Inc. (100324)

**Test Completed:** 7/12/2017 8:45:01 AM  
**Initial Score:** 18 OF 20 Challenges Correct (90.00%)  
**Final Score:** 95.00 OF 100.00 Possible Points (95.00%)

Status		
<b>Proficiency:</b>	Proficient	
Past Performance		
<b>Round 49:</b> 95.00%	<b>Round 50:</b> 100.00%	<b>Round 51:</b> 95.00%

**Challenge 1, Your Panel 18;** Identify the challenge indicated by the arrows

**Your Response:** Basidiospores, non-specified

**Initial Organism ID:** Aspergillus/Penicillium-like

**Incorrect**

**Final Organism ID:** Aspergillus/Penicillium-like

**Incorrect; 0**

**Also Accepted As:** No deviations to scoring this round.

*The size of these spores and the fact that they are single cell determine these are Pen/Asp.*



double click image to enlarge  
(depending on your pop-up blocker, you may need to have pop-ups enabled)  
click here if double-click does not work

Overall Laboratory Response Summary		
Initial	Final	ID Frequencies
110 Correct 68 Incorrect	110 Correct 68 Incorrect	110 Aspergillus/Penicillium-like 36 Non-fungal particulate 16 Non-specified spore 5 Trichoderma-like 4 Myxomycetes/Periconia/Smuts/Rusts 4 Scopulariopsis-like 2 Basidiospores, non-specified 1 Non-specified spore (Rhizopus)

**Challenge 2, Your Panel 4;** Identify the challenge indicated by the arrows

**Your Response:** Myxomycetes/Periconia/Smuts/Rusts

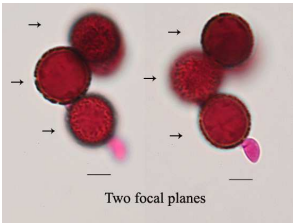
**Initial Organism ID:** Myxomycetes/Periconia/Smuts/Rusts

**Correct**

**Final Organism ID:** Myxomycetes/Periconia/Smuts/Rusts

**Correct; +5.00**

**Also Accepted As:** No deviations to scoring this round.



Two focal planes  
double click image to enlarge  
(depending on your pop-up blocker, you may need to have pop-ups enabled)  
click here if double-click does not work

Overall Laboratory Response Summary		
Initial	Final	ID Frequencies
170 Correct 8 Incorrect	170 Correct 8 Incorrect	170 Myxomycetes/Periconia/Smuts/Rusts 6 Non-fungal particulate 1 Epicoccum 1 Non-specified spore

**Challenge 3, Your Panel 7;** Identify the challenge indicated by the arrows

**Your Response:** Cladosporium

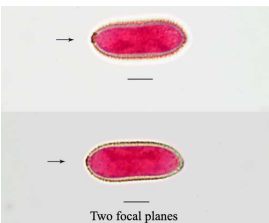
**Initial Organism ID:** Cladosporium

**Correct**

**Final Organism ID:** Cladosporium

**Correct; +5.00**

**Also Accepted As:** No deviations to scoring this round.



Two focal planes  
double click image to enlarge

Overall Laboratory Response Summary		
Initial	Final	ID Frequencies

159 Correct 19 Incorrect	159 Correct 19 Incorrect	159 Cladosporium 7 Non-specified spore 6 Basidiospores, non-specified 3 Myxomycetes/Periconia/Smuts/Rusts 1 Ascospores, non-specified 1 Bipolaris/Drechslera/Helminthosporium/Exserohilum 1 Stachybotrys
-----------------------------	-----------------------------	--

(depending on your pop-up blocker, you may need to have pop-ups enabled)  
click here if double-click does not work

**Challenge 4, Your Panel 17; Identify the challenge indicated by the arrows**

**Your Response:** Alternaria

**Initial Organism ID:** Alternaria

Correct

**Final Organism ID:** Alternaria

Correct; +5.00

**Also Accepted As:** No deviations to scoring this round.



double click image to enlarge  
(depending on your pop-up blocker, you may need to have pop-ups enabled)  
click here if double-click does not work

Overall Laboratory Response Summary		
Initial	Final	ID Frequencies
178 Correct	178 Correct	178 Alternaria

**Challenge 5, Your Panel 10; Identify the challenge indicated by the arrows**

**Your Response:** Non-specified spore()

**Initial Organism ID:** Non-specified spore

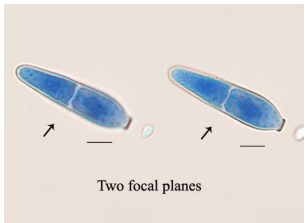
Correct

**Final Organism ID:** Non-specified spore

Correct; +5.00

**Also Accepted As:** No deviations to scoring this round.

*Not enough characteristic features to determine identity is Cladosporium.*



double click image to enlarge  
(depending on your pop-up blocker, you may need to have pop-ups enabled)  
click here if double-click does not work

Overall Laboratory Response Summary		
Initial	Final	ID Frequencies
118 Correct 60 Incorrect	118 Correct 60 Incorrect	97 Non-specified spore 28 Cladosporium 21 Non-specified spore (Fusicladium) 10 Bipolaris/Drechslera/Helminthosporium/Exserohilum 9 Zygothiala 6 Ascospores, non-specified 6 Cercospora-like 1 Pestalotiopsis/Pestalotia

**Challenge 6, Your Panel 6; Identify the challenge indicated by the arrows**

**Your Response:** Oidium()

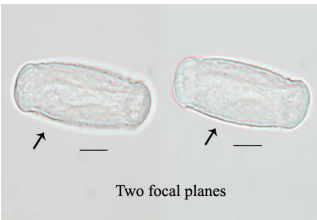
**Initial Organism ID:** Oidium

Correct

**Final Organism ID:** Oidium

Correct; +5.00

**Also Accepted As:** No deviations to scoring this round.



double click image to enlarge  
(depending on your pop-up blocker, you may need to have pop-ups enabled)  
click here if double-click does not work

Overall Laboratory Response Summary		
Initial	Final	ID Frequencies
174 Correct 4 Incorrect	174 Correct 4 Incorrect	173 Oidium 2 Non-fungal particulate 1 Myxomycetes/Periconia/Smuts/Rusts 1 Non-specified spore 1 Oidium (Conidia of Erysiphe)

**Challenge 7, Your Panel 19; Identify the challenge indicated by the arrows**

**Your Response:** Pithomyces

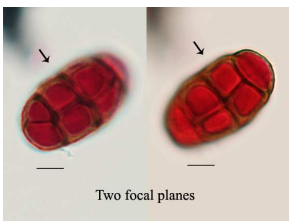
**Initial Organism ID:** Pithomyces

Correct

**Final Organism ID:** Pithomyces

Correct; +5.00

**Also Accepted As:** No deviations to scoring this round.



double click image to enlarge  
(depending on your pop-up blocker, you may need to have pop-ups enabled)  
click here if double-click does not work

Overall Laboratory Response Summary		
Initial	Final	ID Frequencies
166 Correct 12 Incorrect	166 Correct 12 Incorrect	166 Pithomyces 7 Ulocladium 4 Ascospores, non-specified 1 Non-specified spore

**Challenge 8, Your Panel 12;** Identify the challenge indicated by the arrows

**Your Response:** Myxomycetes/Periconia/Smuts/Rusts

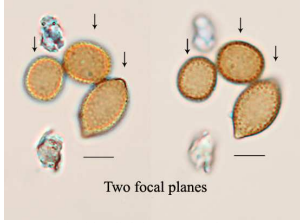
**Initial Organism ID:** Myxomycetes/Periconia/Smuts/Rusts

Correct

**Final Organism ID:** Myxomycetes/Periconia/Smuts/Rusts

Correct; +5.00

**Also Accepted As:** No deviations to scoring this round.



Two focal planes  
double click image to enlarge  
(depending on your pop-up blocker, you may need to have pop-ups enabled)  
click here if double-click does not work

Overall Laboratory Response Summary		
Initial	Final	ID Frequencies
124 Correct 54 Incorrect	124 Correct 54 Incorrect	124 Myxomycetes/Periconia/Smuts/Rusts 17 Basidiospores, non-specified 17 Non-specified spore 9 Cladosporium 5 Ascospores, non-specified 3 Chaetomium 1 Botrytis 1 Non-fungal particulate 1 Scopulariopsis-like

**Challenge 9, Your Panel 20;** Identify the challenge indicated by the arrow

**Your Response:** Bipolaris/Drechslera/Helminthosporium/Exserohilum

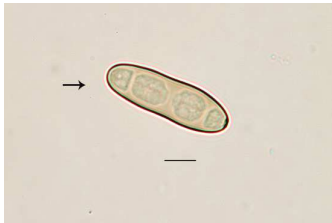
**Initial Organism ID:** Bipolaris/Drechslera/Helminthosporium/Exserohilum

Correct

**Final Organism ID:** Bipolaris/Drechslera/Helminthosporium/Exserohilum

Correct; +5.00

**Also Accepted As:** No deviations to scoring this round.



double click image to enlarge  
(depending on your pop-up blocker, you may need to have pop-ups enabled)  
click here if double-click does not work

Overall Laboratory Response Summary		
Initial	Final	ID Frequencies
177 Correct 1 Incorrect	177 Correct 1 Incorrect	177 Bipolaris/Drechslera/Helminthosporium/Exserohilum 1 Trichoderma-like

**Challenge 10, Your Panel 15;** Identify the challenge indicated by the arrows

**Your Response:** Ascospores, non-specified

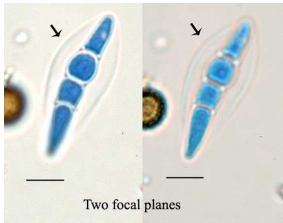
**Initial Organism ID:** Ascospores, non-specified

Correct

**Final Organism ID:** Ascospores, non-specified

Correct; +5.00

**Also Accepted As:** No deviations to scoring this round.



Two focal planes  
double click image to enlarge  
(depending on your pop-up blocker, you may need to have pop-ups enabled)  
click here if double-click does not work

Overall Laboratory Response Summary		
Initial	Final	ID Frequencies
175 Correct 3 Incorrect	175 Correct 3 Incorrect	175 Ascospores, non-specified 2 Fusarium 1 Pestalotiopsis/Pestalotia

**Challenge 11, Your Panel 16;** Identify the challenge indicated by the arrow

**Your Response:** Aspergillus/Penicillium-like

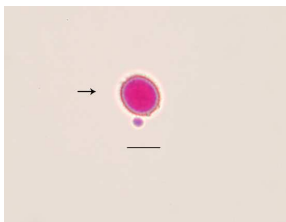
**Initial Organism ID:** Aspergillus/Penicillium-like

Correct

**Final Organism ID:** Aspergillus/Penicillium-like

Correct; +5.00

**Also Accepted As:** No deviations to scoring this round.



double click image to enlarge  
(depending on your pop-up blocker, you may need to have pop-ups enabled)  
click here if double-click does not work

Overall Laboratory Response Summary		
Initial	Final	ID Frequencies
137 Correct 41 Incorrect	137 Correct 41 Incorrect	137 Aspergillus/Penicillium-like 15 Scopulariopsis-like 8 Basidiospores, non-specified 7 Non-specified spore 5 Myxomycetes/Periconia/Smuts/Rusts 4 Ganoderma 2 Non-fungal particulate

**Challenge 12, Your Panel 2;** Identify the challenge indicated by the arrow

**Your Response:** Cladosporium

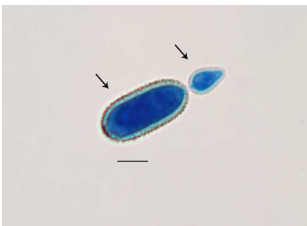
**Initial Organism ID:** Cladosporium

Correct

**Final Organism ID:** Cladosporium

Correct; +5.00

**Also Accepted As:** No deviations to scoring this round.



double click image to enlarge  
(depending on your pop-up blocker, you may need to have pop-ups enabled)  
click here if double-click does not work

Overall Laboratory Response Summary		
Initial	Final	ID Frequencies
162 Correct 16 Incorrect	162 Correct 16 Incorrect	162 Cladosporium 11 Non-specified spore 2 Basidiospores, non-specified 1 Ascospores, non-specified 1 Botrytis 1 Myxomycetes/Periconia/Smuts/Rusts

**Challenge 13, Your Panel 9;** Identify the challenge indicated by the arrow

**Your Response:** Torula

**Initial Organism ID:** Torula

Correct

**Final Organism ID:** Torula

Correct; +5.00

**Also Accepted As:** No deviations to scoring this round.



double click image to enlarge  
(depending on your pop-up blocker, you may need to have pop-ups enabled)  
click here if double-click does not work

Overall Laboratory Response Summary		
Initial	Final	ID Frequencies
178 Correct	178 Correct	178 Torula

**Challenge 14, Your Panel 5;** Identify the challenge indicated by the arrow

**Your Response:** Non-specified spore()

**Initial Organism ID:** Ascospores, non-specified

Incorrect

**Final Organism ID:** Ascospores, non-specified

Correct; +5.00

**Also Accepted As:** Non-specified spore ()

*While the image shows a spore having eight cells, bipolar symmetry, and no obvious attachment point, supporting Ascospores, non-specified, the PAT Board has also accepted Non-specified spores due to image quality.*



double click image to enlarge  
(depending on your pop-up blocker, you may need to have pop-ups enabled)  
click here if double-click does not work

Overall Laboratory Response Summary		
Initial	Final	ID Frequencies
95 Correct 83 Incorrect	95 Correct 83 Incorrect	95 Ascospores, non-specified 53 Non-specified spore 26 Bipolaris/Drechslera/Helminthosporium/Exserohilum 1 {No Response} 1 Curvularia 1 Non-fungal particulate 1 Spegazzinia

**Challenge 15, Your Panel 1;** Identify the challenge indicated by the arrow

**Your Response:** Hyphal Fragments

**Initial Organism ID:** Hyphal Fragments

Correct

**Final Organism ID:** Hyphal Fragments

Correct; +5.00

**Also Accepted As:** No deviations to scoring this round.



double click image to enlarge  
(depending on your pop-up blocker, you may need to have pop-ups enabled)  
click here if double-click does not work

Overall Laboratory Response Summary		
Initial	Final	ID Frequencies
177 Correct 1 Incorrect	177 Correct 1 Incorrect	177 Hyphal Fragments 1 Non-specified spore

**Challenge 16, Your Panel 14;** Identify the challenge indicated by the arrows

**Your Response:** Epicoccum

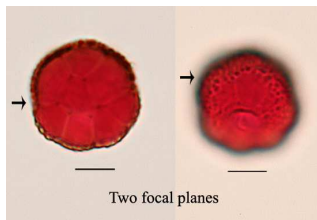
**Initial Organism ID:** Epicoccum

Correct

**Final Organism ID:** Epicoccum

Correct; +5.00

**Also Accepted As:** No deviations to scoring this round.



Two focal planes  
double click image to enlarge  
(depending on your pop-up blocker, you may need to have pop-ups enabled)  
click here if double-click does not work

Overall Laboratory Response Summary		
Initial	Final	ID Frequencies
175 Correct 3 Incorrect	175 Correct 3 Incorrect	175 Epicoccum 2 Non-fungal particulate 1 Myxomycetes/Periconia/Smuts/Rusts

**Challenge 17, Your Panel 8;** Identify the challenge indicated by the arrows

**Your Response:** Spegazzinia

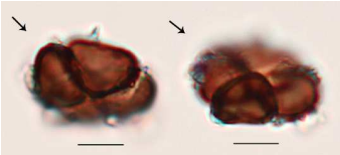
**Initial Organism ID:** Spegazzinia

Correct

**Final Organism ID:** Spegazzinia

Correct; +5.00

**Also Accepted As:** No deviations to scoring this round.



Two focal planes

double click image to enlarge  
(depending on your pop-up blocker, you may need to have pop-ups enabled)  
click here if double-click does not work

Overall Laboratory Response Summary		
Initial	Final	ID Frequencies
172 Correct 6 Incorrect	172 Correct 6 Incorrect	172 Spegazzinia 4 Non-specified spore 1 Myxomycetes/Periconia/Smuts/Rusts 1 Pestalotiopsis/Pestalotia

**Challenge 18, Your Panel 3;** Identify the challenge indicated by the arrow

**Your Response:** Basidiospores, non-specified

**Initial Organism ID:** Basidiospores, non-specified

Correct

**Final Organism ID:** Basidiospores, non-specified

Correct; +5.00

**Also Accepted As:** No deviations to scoring this round.



double click image to enlarge  
(depending on your pop-up blocker, you may need to have pop-ups enabled)  
click here if double-click does not work

Overall Laboratory Response Summary		
Initial	Final	ID Frequencies
153 Correct 25 Incorrect	153 Correct 25 Incorrect	153 Basidiospores, non-specified 10 Non-specified spore 6 Botrytis 4 Ascospores, non-specified 3 Non-fungal particulate 1 Myxomycetes/Periconia/Smuts/Rusts 1 Non-specified spore (Peronospora)

**Challenge 19, Your Panel 13;** Identify the challenge indicated by the arrows

**Your Response:** Curvularia

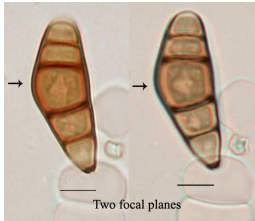
**Initial Organism ID:** Curvularia

Correct

**Final Organism ID:** Curvularia

Correct; +5.00

**Also Accepted As:** No deviations to scoring this round.



Two focal planes

double click image to enlarge  
(depending on your pop-up blocker, you may need to have pop-ups enabled)  
click here if double-click does not work

Overall Laboratory Response Summary		
Initial	Final	ID Frequencies
178 Correct	178 Correct	178 Curvularia

**Challenge 20, Your Panel 11;** Identify the challenge indicated by the arrow

**Your Response:** Non-specified spore()

**Initial Organism ID:** Non-specified spore

Correct

**Final Organism ID:** Non-specified spore

Correct; +5.00

**Also Accepted As:** No deviations to scoring this round.



double click image to enlarge  
(depending on your pop-up blocker, you may need to have pop-ups enabled)  
click here if double-click does not work

Overall Laboratory Response Summary		
Initial	Final	ID Frequencies
116 Correct 62 Incorrect	116 Correct 62 Incorrect	115 Non-specified spore 25 Bipolaris/Drechslera/Helminthosporium/Exserohilum 22 Hyphal Fragments 9 Cercospora-like 3 Cladosporium 2 Non-fungal particulate 1 Alternaria 1 Non-specified spore (Sporedesmium)

[Return to Fungal Direct Main Page](#)

[Print this page](#)

Report Generated: 7/31/2017 1:47 PM ET -- Page Modified On: 4/11/2006 10:53 AM ET